



Colegio Sol de Chile
Lo Espejo- Santiago
Departamento de Inglés
Miss Nicole Lacourt
Enseñanza Media

English Handout

Unit 1:

“Globalization and Communication”

Name: _____ Class: IIº ____

Date: _____

Objetivos:

- Usar funciones apropiadas al tema de la unidad y expresiones y palabras relacionadas con la globalización.
- Asociar vocabulario en relación a países y nacionalidades.
- Comprender texto y responder preguntas abiertas relacionadas con la Unidad.
- Cualquier duda, escríbeme al email: nicolelahe@gmail.com

Read and answer:

Living Globally

From Teens Motion's Book

“What’s on this afternoon?” Sonia’s father asked tiredly. “Let’s see...I think we could eat tacos or some sushi. I love pizza, too!”

Sonia’s father gave a deep sigh. “Look, Sonia, on a single day I have drunk and eaten food from all over the world. In the morning, I had a cup of tea and ate some cereals. The tea leaves came from India and the cereals from the USA. When I got back to the office, I bought a cup of coffee from the canteen. It happens that the coffee beans were from Brazil.”

“At lunch, I went to a Peruvian restaurant with some of my colleagues. Then, I bought a bottle of mineral water at the store. When I read the label on the bottle, I realized it was from Argentina”, Sonia’s father went on talking about his day.

“What’s wrong with that? Why are you so upset?”, Sonia asked.

“Because, after such a day, I only wanted to come home and enjoy a good portion of a typical Chilean dish, but my adorable daughter says she would be delighted to eat tacos or some sushi!”

1. Why is Sonia's father so disappointed?

2. What did he have in the morning?

3. When did he eat Peruvian food?



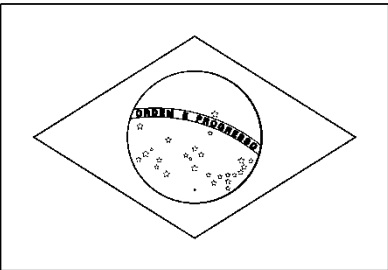

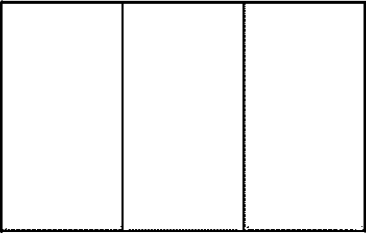
4. Where did the mineral water come from?

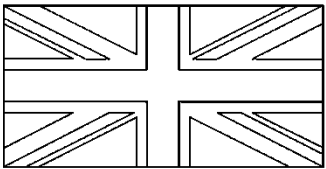

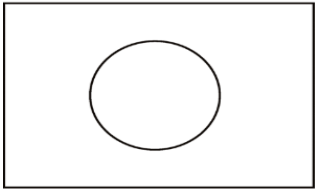



5. What does Sonia want to eat?


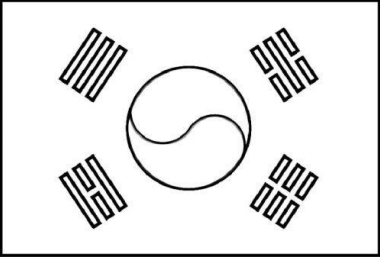

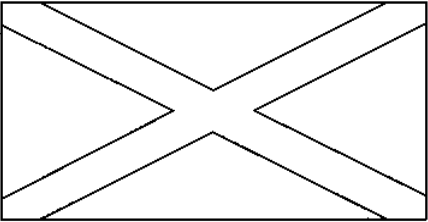
Countries and nationalities



When we talk about globalization we refer to the principal countries around the world, so you will have to identify countries with its nationalities and then, complete some activities:

Para trabajar aquí necesitaras un atlas o el uso de internet para colorear las respectivas banderas y ciudades capitales:

<u>Country</u>	<u>Colors</u>	<u>Nationality</u>	<u>Main City/Continent</u>
 <p>CHILE</p>	<ul style="list-style-type: none"> • Red • Blue • white 	Chilean	Santiago South America
 <p>Germany</p>		German	
<p>Brazil</p> 		Brazilian	
<p>United States of America</p> 		American	
<p>France</p> 		French	

<p>United Kingdom</p> 		<p>British</p>	
 <p>BOLIVIA</p>		<p>Bolivian</p>	
 <p>Japan</p>		<p>Japanese</p>	
<p>China</p> 		<p>Chinese</p>	
<p>Canada</p> 		<p>Canadian</p>	
<p>Mexico</p> 		<p>Mexican</p>	

<p>Russia</p> 		<p>Russian</p>	
<p>KOREA</p> 		<p>Korean</p>	
<p>Argentina</p> 		<p>Argentinian</p>	
<p>Jamaica</p> 		<p>Jamaican</p>	

<p style="text-align: center;">Italy</p> 		<p style="text-align: center;">Italian</p>	
<p style="text-align: center;">SPAIN</p> 		<p style="text-align: center;">Spanish</p>	

Activity

➤ Complete the sentences with a country:

1. He's from Beijing. He's from _____
2. They're from Rio. They're from _____
3. I'm from New York. I'm from _____
4. We're Chilean. We're from _____
5. You're from Cancun. You're from _____

➤ Match each question with its answer:

<ol style="list-style-type: none"> 1. Where are you from? 2. Where in Russia? 3. Where is Guadalajara? 4. Where's she from? 5. Is he from Korea? 6. Is it good? 7. Are you from Peru? 8. Where's he from? 	<p>_____ It's in Mexico</p> <p>_____ He's from Chicago.</p> <p>_____ No, he isn't.</p> <p>_____ Yes, it's great.</p> <p>_____ No, I'm not.</p> <p>_____ I'm from Russia</p> <p>_____ I'm from Moscow</p> <p>_____ She's from Brazil</p>
---	---

Project to evaluate

Proyecto a evaluar

Materiales:

- 1 hoja de block o cartulina dimensionada
- Plumones
- Fotos de lugar elegido
- Diccionario inglés- español
- Cinta de embalaje

Debes elegir un país de tu preferencia y debes crear una ficha informativa del lugar elegido con imágenes respectivas. Al final, plastifícalo con cinta de embalaje para que no se deteriore y puedas entregarlo el primer lunes que volvamos a clases.

Saludos

Miss Nicole Lacourt

Name: _____

Grade: II^o _____

1. Title: _____

2. Main city:

3. Continent:

4. Important places to visit in it:

5. Why did you choose it:

6. Language spoken:

7. Weather:

8. Typical food:

9. Population:

10. Money/Coin:

11. President/king:

12. Pictures of the country: